



TOWARDS CARBON NEUTRALITY 2030

CLIMATE CHANGE PLAN 2021/22

(PART 1)





CONTENTS

Introduction.....	3	SMDC Emissions - council offices	17
Background	4	SMDC Emissions - other buildings	19
The Paris Agreement.....	5	SMDC Emissions - vehicles/travel	20
UK Commitment.....	6	SMDC Emissions - procurement	23
Staffordshire Moorlands - Declaring a climate emergency	8	SMDC Emissions - operations.....	24
Staffordshire Moorlands - Current emissions profile.....	9	SMDC Emissions - enabling.....	25
Carbon budget.....	11	Budgets	27
Mapping the emissions of Staffordshire Moorlands District Council.....	12	Tackling greenhouse gas emissions across the district - towards the climate change action plan part 2	28
Initial activity	13		
SMDC plan - 2021/22	15		

INTRODUCTION

Following the declaration of a climate emergency in 2019 the Council began work on the development of a plan of action to achieve its stated goal of achieving Net Zero greenhouse gas emissions by 2030.

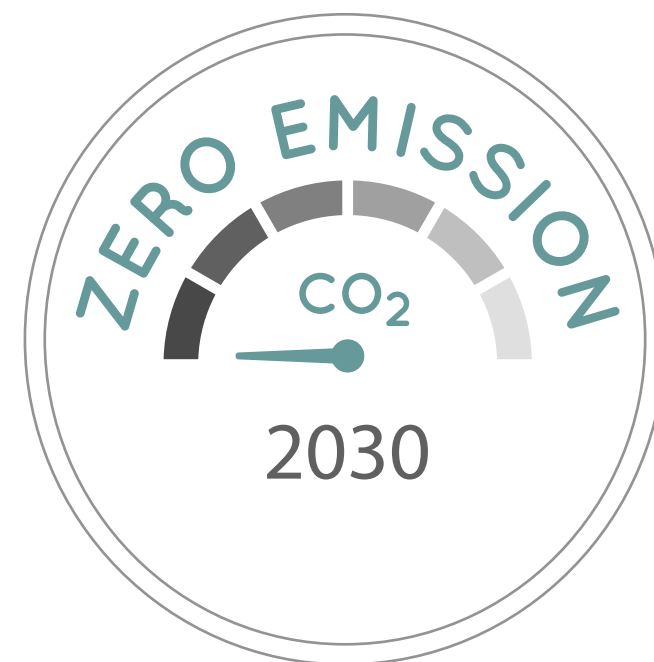
It was intended that the plan should also address how to enable the whole District to achieve that same goal, with the ambition of developing a full detailed plan of action in 2020.

The first part of that Climate Change Plan is set out in this document - Part 1 is concerned with how the Council achieves a net zero target for carbon dioxide equivalent emissions by 2030.

Part 2 will be concerned with how the Council, working with others, intends to help the whole District to achieve net zero emissions and is due for publication by November 2021.

Inevitably, the Climate Change Plan (both Part 1 & Part 2) will be 'dynamic': that is, they will be added to and amended as more data is acquired; as we build on the initial options assessment work; and as new opportunities arise from the Government's own policy response and from new technologies.

Throughout, this report refers to carbon dioxide equivalent emissions, or greenhouse gas emissions, recognising that there are several greenhouse gases, of which carbon dioxide is easily the most common, but not the most impactful. Tonnage of carbon dioxide equivalent emissions (CO₂e) is the standard and international currency for representing these emissions, which the Department for Business, Energy & Industrial Strategy (BEIS) supports by regularly updating relevant conversion data



BACKGROUND

CLIMATE CHANGE NOW

There is clear scientific evidence to show that climate change is happening and that cumulative emissions of CO₂e from human activity are the principle driver of long-term global warming. Measurements show that the average temperature at the Earth's surface has risen by about 1°C since the pre-industrial period. Seventeen of the eighteen warmest years on record have occurred in the 21st century and each of the last three decades have been hotter than the previous one. This change in temperature has not been the same everywhere: the increase has been greater over land than over the oceans and has been particularly fast in the Arctic.

The UK is already affected by rising temperatures. The most recent decade (2008-2017) has been on average 0.8 °C warmer than the 1961-1990 average. All ten of the warmest years in the UK have occurred since 1990, with the nine warmest

occurring since 2002.

Along with warming at the Earth's surface, many other changes in the climate are occurring:

- warming oceans
- melting polar ice and glaciers
- rising sea levels
- more extreme weather events

Across the world we are already seeing devastating consequences from more frequent and intense droughts, storms, heat waves, rising sea levels, and melting glaciers upon people's lives and livelihoods as well as whole communities and ecosystems. As climate change worsens, dangerous weather events are becoming more frequent or severe and the environmental, economic and social costs increasing.



THE PARIS AGREEMENT

The Paris Agreement is an agreement within the United Nations Framework Convention on Climate Change (UNFCCC) on climate change mitigation, adaptation, and finance, signed in 2016. The agreement was negotiated by representatives of 196 state parties at the 21st Conference of the Parties of the UNFCCC held near Paris, France, and adopted by consensus on 12th December 2015. As of February 2021, 191 members of the UNFCCC are parties to the agreement. The United States withdrew from the agreement in 2020, but officially re-joined on 19th February 2021.

The Paris Agreement's long-term temperature goal is to hold the increase in global average temperature to well below 2 °C above pre-industrial levels, and to pursue efforts to limit the increase to 1.5 °C, recognizing that this would substantially reduce the risks and impacts of climate change. This should be done by reducing emissions as soon as possible. It also aims to increase the ability of parties to

adapt to the adverse impacts of climate change, and make "finance flows consistent with a pathway towards low greenhouse gas emissions and climate-resilient development."

Under the Paris Agreement, each country must determine, plan, and regularly report on the contribution that it undertakes to mitigate global warming. No mechanism forces a country to set a specific emissions target by a specific date, but each target should go beyond previously set targets.

The Intergovernmental Panel on Climate Change (IPCC) special report on the impacts of global warming of 1.5 °C above pre-industrial levels was issued in October 2018. This report stated that, in order to remain within a 1.5 °C increase, governments must cut emissions of greenhouse gases (globally) by 45% by 2030.

The UN Environment Programme, in their 2019 Emissions Gap Report, found that the Nationally Determined Contributions were insufficient to ensure that global temperature rises stay below 1.5 °C, and that nations must triple their efforts in order to meet even a 2 °C target. It also found that global emissions had increased in 2018 after a period of stability between 2014 and 2016. Since that Report, evidence is that greenhouse gas emissions embedded in the atmosphere continue to rise, despite the dislocating effect of the coronavirus.

A key finding of the report is that: '...non-state and subnational action plays an important role in delivering national pledges. Emission reduction potential from non-state and subnational action could ultimately be significant, allowing countries to raise ambition.'

UK COMMITMENT

The Climate Change Act 2008 introduced the UK's first legally binding target for 2050 to reduce greenhouse gas emissions by at least 80% compared to 1990 levels.

On 27th June 2019 the UK government amended the Climate Change Act and set a legally binding target to achieve net zero greenhouse gas emissions from across the UK economy by 2050 with five yearly carbon budgets to set actions and review progress.

The achievement of this target will bring to an end the UK's contribution to climate change.

In April 2021, responding to growing evidence of the impact of climate change, the UK government upped its ambitions further by committing to set into law a more ambitious UK climate change target. Its policy now is to reduce UK emissions by 78% by 2035, compared to 1990 levels.

The Climate Change Committee, originally named the Committee on Climate Change, is an independent non-departmental public body, formed under the Climate Change Act to advise the United Kingdom and devolved Governments and Parliaments on tackling and preparing for climate change.

In December 2020 the CCC produced a report Local Authorities and the Sixth Carbon Budget which considered the role of local authorities in the achievement of the UK's Net Zero target.

KEY MESSAGES

- The UK Government and local authorities share a common goal to deliver Net Zero.
- The Sixth Carbon Budget can only be achieved if Government, regional agencies and local authorities work seamlessly together.
- More than half of the emissions cuts needed rely on people and businesses taking up low-carbon solutions - decisions that are made at a local and individual level. Many of these decisions depend on having supporting infrastructure and systems in place. Local authorities have powers or influence over roughly a third of emissions in their local areas.
- Top-down policies go some way to delivering change, but can achieve a far greater impact if they are focused through local knowledge and networks.
 - Four key things are needed to achieve this vision of collaborative delivery:
 - Framework: An agreed framework for delivery for Net Zero incorporating local and national climate action
 - Financing: Appropriate long-term financing to support local authorities in delivering Net Zero
 - Flexibility: Local operational flexibility around how local areas address climate change
 - Facilitation: coherent policy and powers for the facilitation of delivery

The report notes that over 300 local authorities have declared Climate Emergencies and a third have developed strategies and action plans to deliver ambitious targets by 2030 and 2050. More than half of these have a Net Zero target date of 2030.

STAFFORDSHIRE MOORLANDS - DECLARING A CLIMATE EMERGENCY

On 10th July 2019 Staffordshire Moorlands District Council passed a resolution declaring a climate emergency as follows:

That this Council declare a Climate Emergency as many councils have already done all over the UK and will undertake to:

- 1 Start working with partners across the district and region towards making the Staffordshire Moorlands carbon neutral by 2030, taking into account emissions from both production and consumption.
- 2 Call on the Government to provide guidance, powers and resources to make carbon neutrality possible by writing to local MPs and all relevant government departments.
- 3 Requests that the Chair of the Community Overview and Scrutiny Panel establishes a subcommittee to undertake detailed research into the effects of climate change in the District, to include consideration of all relevant data and monitoring information available, and to involve evidence from relevant stakeholders, with a view to recommending to the Council an effective, achievable and costed plan of actions to address climate change within the Staffordshire Moorlands.
- 4 Ensure that all Council Bodies and Scrutiny Panels consider the impact of climate change and the environment when making decisions and reviewing Council policies and strategies.
- 5 Review progress made on an annual basis via Scrutiny and Full Council.

STAFFORDSHIRE MOORLANDS - CURRENT EMISSIONS PROFILE

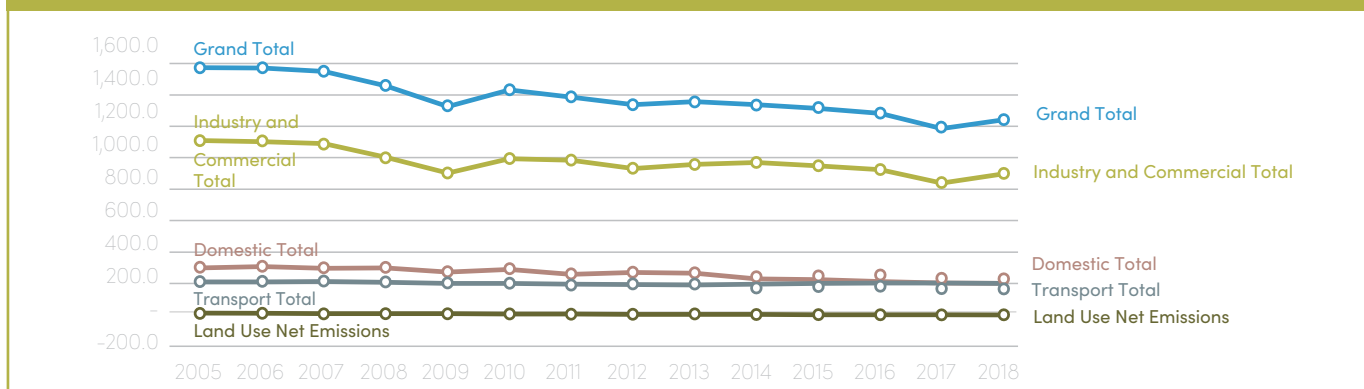
The Government's Department for Energy and Industrial Strategy (BEIS) publishes an annual data set of data for Local Authority territorial CO₂e emissions estimates. The latest data set is for 2018.

2018 Emissions	Industry and Commercial	Domestic	Transport	Land Use Net Emissions	Total
Kt CO ₂ e	836.4	172.9	172.7	-18.7	1,163.3

Since 2005 CO₂e emissions in the district have fallen. The decarbonisation of electricity supplies has played a significant part in this.

Overall emissions in Staffordshire Moorlands are very high compared to other districts and to the national average – as measured by emissions per head of population (per capita). The most significant factor is the presence in the district of cement manufacture – the chemical process involved produces large quantities of CO₂e.

STAFFORDSHIRE MOORLANDS EMISSIONS (KT-CO₂E) 2005 - 2018



The following table provides a comparison with other Staffordshire districts and the data on emissions from large industrial installations which includes the cement works shows how this contributes to the District's high CO₂e emissions.

Staffordshire CO ₂ e emissions estimates - 2018 (kt CO ₂ e)						
Name	Large Industrial Installations	Industry and Commercial Total	Domestic Total	Transport Total	Grand Total	Per Capita Emissions (t)
Cannock Chase	-	122.9	155.5	113.4	388.7	3.9
East Staffordshire	5.2	298.4	179.7	250.6	718.0	6.1
Lichfield	0.0	144.1	171.7	368.1	678.4	6.5
Newcastle-under-Lyme	4.9	186.2	200.0	365.1	748.8	5.8
South Staffordshire	4.9	207.6	173.3	525.9	892.7	8.0
Stafford	0.9	205.3	214.6	570.5	974.3	7.2
Tamworth	0.6	82.0	107.4	75.4	263.6	3.4
Staffordshire Moorlands	612.0	836.4	172.9	172.7	1,163.3	8.8
Staffordshire Total	628.4	2,082.9	1,375.2	2,441.7	5,827.9	6.7

CARBON BUDGET


Based on analysis by the Tyndall Centre for Climate Change Research, Staffordshire Moorland's 'fair' contribution towards the Paris Climate Change Agreement would be to:

- Stay within a maximum cumulative carbon dioxide emissions budget of 5.0 million tonnes (MtCO₂e) for the period of 2020 to 2100. At 2017 CO₂e emission levels, Staffordshire Moorlands would use this entire budget within 7 years from 2020.
- Initiate an immediate programme of CO₂e mitigation to deliver cuts in emissions averaging a minimum of -12.4% per year to deliver a Paris aligned carbon budget. These annual reductions in emissions require national and local action, and could be part of a wider collaboration with other local authorities.
- Reach zero or near zero carbon no later than 2043.

When setting targets for the District's 'fair' contribution to UK targets the CO₂e emissions from the chemical process involved in cement production are not included.

Cement production is regarded as a national challenge; in part this recognises that the cement produced in Staffordshire Moorlands is in fact used elsewhere.


COMPARING EMISSIONS FOR STAFFORDSHIRE MOORLANDS 2018 - EXCLUDING LARGE INDUSTRIAL INSTALLATIONS



30%
Transport



30%
Domestic



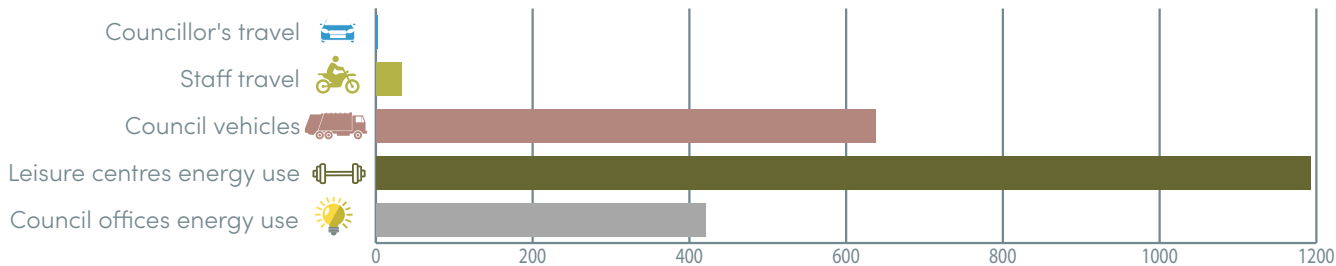
40%
Industry & Commercial

MAPPING THE EMISSIONS OF STAFFORDSHIRE MOORLANDS DISTRICT COUNCIL

The Council has calculated its CO₂e emissions related to our main office buildings, leisure centres, fleet vehicles, staff travel during work and Councillors' travel. A total of over 2,284 tonnes of CO₂e in 2019/20. These

represent part of the council's overall CO₂e emissions. During 2021/22 further work will be undertaken to ensure all data is included to form a baseline against which progress on CO₂e reduction can be measured.

STAFFORDSHIRE MOORLANDS DISTRICT COUNCIL CO₂e EMISSIONS 2019/20 (METRIC TONNES CO₂e)



Technically for the purpose of reporting these figures cover two types of Greenhouse gas emissions – referred to as scope 1 and 2. Scope 1 covers direct emissions from owned or controlled sources – such as the fuel used by council vehicles. Scope 2 covers indirect emissions from things like the generation of electricity the Council purchases. There is a third type of emission, Scope 3, which includes all other indirect emissions that occur in a Council's 'value chain' including both upstream and downstream emissions. Currently the Council does not have data on its Scope 3 related greenhouse gas emissions.



INITIAL ACTIVITY

Since the declaration of a climate emergency a number of 'enabling' actions have already taken place:

TRAINING:

(1) Four climate science lectures delivered by Keele University to Members, Parish Councils and Council staff. (2) The Council has an agreement with Keele University to provide training for staff.

DATA:

(1) The Council has access to the Department for Business, Energy and Industrial Strategy estimates of carbon emissions by sector (2005 – 2018). (2) The Council has data for fleet vehicles, staff travel and energy supplies but further work is required to ensure all emissions are included.

TOOLS:

The Council has access to:

- (1) Carbon budget tool - produced by the Tyndall Centre and funded by the government this tool identifies the District wide Carbon budget and CO₂e reduction trajectory to align with the UK commitment
- (2) SCATTER – a tool developed to model locally the impact of policy measures by key sectors (business, transport, housing etc.) and trajectories to carbon net zero
- (3) A form has been created for the Modern Gov. report management system for managers to use to set out the climate change implications of all report recommendations.

POWERS, BLOCKS AND ENABLERS:

All Council Heads of Service have contributed to an initial assessment of the powers the Council has, the opportunities, the blocks, the potential enablers and the potential for the Council to take action now to reduce greenhouse gases and respond to climate change.

PARTNERSHIP AND ENGAGEMENT:

Meetings have been held and attended to lay the foundations for future partnership and joint work on climate change:

(1) Attended a meeting of the Moorlands Climate Action Group

(2) Spoken to a meeting of the Parish Assembly

(3) Met Staffordshire County Council Cabinet Member and Cabinet Members in Newcastle and Stoke –on-Trent

(4) Met with Midlands Energy Hub regional Senior Energy Projects Officer to explore technical and business support for local projects such as solar farms and EV charge points

(5) Meetings with Staffordshire Wildlife Trust to develop a formal partnership to deliver the Green Infrastructure Delivery Plan and Nature Recovery Network

(6) Met with Professor Zoe Robinson of Keele University to obtain support from University

(7) Meeting with Lafarge and JCB to understand their challenges and to secure their engagement

(8) Joined UK100 and APSE Energy

(9) Meetings with the Tree Council and Woodland Trust.

The Council's Climate Change Sub-committee was established to help develop the Council's Climate Change Plan.



Cllr Porter meets Staffordshire Wildlife Trust at the Roaches

SMDC PLAN - 2021/22

The Council's Plan of Action focuses on the reduction of greenhouse gas emissions from the use of Council buildings (heat and power); travel and transport (Council vehicles and business travel by staff and Councillors); and procurement (the greenhouse gas emissions associated with the products and services we buy).

In addition, the Plan includes supporting activity such as the development of relevant staff skills; revising the Council's policies and strategies across the range of its activities and decision making processes to ensure climate change is always considered; and performance management to ensure progress is measured and reported.

Offsetting is not considered in the Plan at this time. The priority is to focus on the reduction of the Council's greenhouse gas emissions (Scope 1,2,&3) to as close to zero as possible. Once this element of the Plan is developed more fully the possibility of actions to offset the Council's greenhouse gas emissions will be considered.

2021/22 activity in relation to Council owned buildings involves a full assessment of building conditions, future requirements, and options for reducing CO₂e emissions. A report with recommendations for action will inform specific plans and future CO₂e reduction targets which will feature in the 2022/23 updated Plan. There is an expectation that quick wins can be identified and that where these produce cost savings they may be implemented within the current financial year.



2021/22 activity in relation to the Council's vehicles involves working with the Energy Saving Trust and AES (the Council owned company responsible for waste collection, street scene and parks maintenance) to assess the Council's needs, options in relation to developing technology (electric/ hydrogen/other), the investment in infrastructure required to support new vehicles and the production of a fleet replacement strategy up to 2030.

This assessment is expected to be available in late 2021 or early 2022 and in the meantime, where vehicles must be replaced, the Council is choosing the lowest CO₂e emitting vehicles. The Council has undertaken an initial trial of an electric light goods vehicle and an electric waste vehicle.

The Council has set a specific 2021/22 target for the reduction in CO₂e from business miles undertaken by staff based on implementing new ways of working that have been developed in response to the Covid-19 pandemic and which saw the Council's CO₂e emissions from staff travel reduce by over 60%

2021/22 activity in relation to Council procurement is focused on developing a new procurement strategy to include measures to reduce greenhouse gas emissions. Currently the Council does not have baseline data or estimates for CO₂e emissions related to procurement.



SMDC EMISSIONS

	Baseline CO ₂ e (2019 unless otherwise stated):	Aim	Measures	Council Strategy/ Plan	Activity - 2021/22	Responsibility	Risks/ assumptions	Target (CO ₂ e)
BUILDINGS								
Council offices	SMDC Gas and electricity = 421 metric tonnes The current electricity supply source mix includes 47% renewable and 9% nuclear	Reduce energy use/ improve energy efficiency	Improve insulation -reduce waste. Use of technology - LEDs and improved control systems.	Asset Management Strategy Capital Programme	Commission expert advice to review the estate and determine the action plan. By April 2022 Identify early cost saving initiatives. – Aug 2021 Develop a costed plan for remaining measures. April 2022	Head of Assets Head of Finance	Early cost saving measures can be identified. An external consultant can be employed to meet the deadline. The potential for energy reduction will be set by April 2022	The target for 2030 is as close to zero as possible (this to be determined during the 2021 assets review and detail including milestones to be included in the 2022 plan update)
			Staff practice – Ensure all staff are taking practical measures to reduce energy use.	Organisational Development Strategy	Nominate service champions. Provide Carbon Literacy training to all Heads of Service and Service Champions. Regular awareness raising communication.	Head of Transformation Head of Community and Climate Change		

SMDC EMISSIONS

	Baseline CO ₂ e (2019 unless otherwise stated):	Aim	Measures	Council Strategy/ Plan	Activity - 2021/22	Responsibility	Risks/ assumptions	Target (CO ₂ e)
Council offices continued		Switch to Green energy	Purchase green energy	Procurement Strategy	ESPO Framework – use the annual negotiation to seek an improved green energy supply.	Head of Finance	The energy mix from current provider (ESPO contract) will improve year on year – to end of contract in 2024 when 100% green energy will be purchased.	2024 – 100% green
			Generate green energy for Council property	Asset Management Strategy Capital programme	Investigate potential as part of the review – for solar panels on Council property.	Head of Assets	The potential contribution of generated energy will be identified and measures installed over a period of time up to 2024.	Project complete by 2024
			Alternative heating		Investigate alternative heating systems – ground source heat pumps etc by April 2022			Determined during the 2021 assets review and detail including milestones to be included in the 2022 plan update

SMDC EMISSIONS								
	Baseline CO ₂ e (2019 unless otherwise stated):	Aim	Measures	Council Strategy/ Plan	Activity - 2021/22	Responsibility	Risks/ assumptions	Target (CO ₂ e)
Leisure Centres Council owned buildings not directly controlled.	SMDC (2019/20): Electricity – 564.2 metric tonnes Gas – 628.2 metric tonnes	Reduce energy use/ improve energy efficiency Switch to Green energy	All above measures	Asset Management Strategy Leisure contract Leisure Improvement Plan Capital Programme	Work with LC partners to develop a plan for each centre and agree investment and targets. Engage consultants to advise on appropriate energy saving/ green energy measures as part of the Leisure Transformation Plan	Head of Service Commissioning Head of Assets Head of Finance	In the current contract responsibility for utilities is with the contractor – changes will need to be negotiated. The current contract has created an incentive towards energy efficiency – e.g. LED lights have been installed – and this trend will continue.	Determined during the 2021 leisure centre review and detail including milestones to be included in the 2022 plan update.
Other buildings	TBD	TBD	TBD	Asset Management Strategy	Baseline data for other buildings to be assessed by December 2021. Review of assets completed and plan developed by April 2022	Head of Assets	TBD	Determined during the 2021 assets review and detail including milestones to be included in the 2022 plan update

SMDC EMISSIONS								
	Baseline CO ₂ e (2019 unless otherwise stated):	Aim	Measures	Council Strategy/ Plan	Activity - 2021/22	Responsibility	Risks/ assumptions	Target (CO ₂ e)
VEHICLES/ TRAVEL								
	Fleet vehicles SMDC 637 metric tonnes	Reduce CO ₂ e from Fleet vehicles	Reduce miles travelled. Efficient planning of vehicle movements & use Invest in the infrastructure to support EV's or hydrogen vehicles. Purchase green vehicles	Fleet Procurement Programme AES contract Capital Programme	Complete analysis of options. Dec 2021 Vehicles purchased in 2021 to be lowest carbon emitting within available budget. Identify the Investment in infrastructure required to support switch to green vehicles and develop the capital programme. Trial fuel additives to improve performance and EV alternatives when available.	Head of Service Commissioning Head of Finance	Dependent upon the Energy Saving Trust being able to complete its analysis work within the timescale. Technological developments providing an alternative to petrol/ diesel vehicles will accelerate but it is uncertain this will fully provide alternatives by 2030. The infrastructure to support such vehicles will form part of the Council's capital programme. Fleet vehicles are replaced on an ongoing basis as they reach the end of their productive life.	To be determined during the 2021 fleet review and detail including milestones to be included in the 2022 plan update 2030 – All fleet vehicles to run on green fuels. But dependent on technology.

SMDC EMISSIONS								
	Baseline CO ₂ e (2019 unless otherwise stated):	Aim	Measures	Council Strategy/ Plan	Activity - 2021/22	Responsibility	Risks/ assumptions	Target (CO ₂ e)
Vehicles/travel continued	Business miles: SMDC & HPBC staff combined CO ₂ e – 64.59 metric tonnes. Mileage – 290,870 miles.	Reduce Business miles and switch travel mode and use EVs.	Creative incentives in the expenses system, car loan scheme, essential car user designation and lease cars to switch to EV's Use of the pool car. Encourage remote working and virtual meetings (as a default). Install EV charging points at Council offices.	HR Policies Covid recovery Plan Car Park Strategy	Develop the Council's travel policy and plan. December 2021 Develop the Council's policy to support remote working and investment required in IT to support, including virtual/hybrid meetings. Draft - April 2021 Moorlands House EV charge points (considered as part of the car park strategy development work)	Head of OD & Transformation Head of Assets	There has been a 67% reduction during the Covid period to date compared to 2019. The assumption is that in 2021 a proportion of this reduction will be maintained by changed working practices. Beyond 2021 the assumption is that measures to switch to green vehicles/travel will increasingly reduce CO ₂ e	2021 - Maintain reduction at 40% from 2019 level. 2025 – 75% reduction from 2019 level. 2030 - 100% reduction (with any residual CO ₂ e emissions subject to offsetting)

SMDC EMISSIONS								
	Baseline CO ₂ e (2019 unless otherwise stated):	Aim	Measures	Council Strategy/ Plan	Activity - 2021/22	Responsibility	Risks/ assumptions	Target (CO ₂ e)
Vehicles/travel continued	Travel to work CO ₂ e is not currently known.	Reduce CO ₂ from staff travel to work	Encourage walking and cycling, use of public transport, and car sharing. Support home/ remote working	HR Policies	Undertake a Staff survey and establish a monitoring system. Consider options to support or incentivise green alternatives. Run awareness campaigns	Head of OD & Transformation	2020/21 is an atypical year in which to establish a baseline and makes setting a specific CO ₂ e target difficult – propose to use 2019. The target could include the proportion of staff switching transport modes or reporting reduced travel with more specific CO ₂ e targets to follow.	CO ₂ e target TBD 2021 30% of staff report a reduction in travel to work by petrol/diesel engine car. (from estimated 2019 level) 2025 60% of staff report a reduction in travel to work by petrol/diesel engine car. (from estimated 2019 level)
	SMDC Councillors 1.69 metric tonnes	Reduce Business Miles and switch travel mode	Encourage walking and cycling, use of public transport, and car sharing. Continued use of virtual meetings where permitted.		Consultation with Councillors – by September 2021	Head of Democratic Services	Current Covid related regulations which allow for virtual meetings ended in May 2021. Other meetings are within the Council's control..	2021 TBD 2030 TBD

SMDC EMISSIONS

	Baseline CO ₂ e (2019 unless otherwise stated):	Aim	Measures	Council Strategy/ Plan	Activity - 2021/22	Responsibility	Risks/ assumptions	Target (CO ₂ e)
PROCUREMENT	TBD	<p>Minimise the amount of products purchased.</p> <p>Choose low carbon/ carbon neutral products where possible. Use the principles of - reduce, reuse, recycle, buy local.</p>	<p>(Include measures from the strategy when agreed)</p> <p>Develop measures to assess at planning stage the CO₂e in goods, products and services to be procured.</p> <p>Encourage staff to reduce waste.</p>	Procurement Strategy	<p>Consultation on revised strategy. June/July 2021.</p> <p>Commission an assessment of CO₂e embedded in procured products and services – to identify the baseline.</p> <p>Training for all managers.</p> <p>Staff training and awareness campaign.</p>	Head of Finance	<p>Baseline measures will be developed.</p> <p>In response to customer demand and/or legislation information about CO₂e embedded in products will be increasingly become available.</p>	To be determined as part of the development of the new strategy in 2021 and detail including milestones to be included in the 2022 plan update.
		<p>Use contractors /suppliers who working or achieving carbon neutrality.</p>	<p>Develop measures to assess contractors bidding for work.</p> <p>Provide support to develop local companies ability to win contracts with the council.</p>		<p>Engage with current contractors/ suppliers to assess their practice in relation to achieving carbon neutrality.</p>		<p>Local contractors have the advantage of lower CO₂e emissions from travel.</p>	

SMDC EMISSIONS

	Baseline CO ₂ e (2019 unless otherwise stated):	Aim	Measures	Council Strategy/ Plan	Activity - 2021/22	Responsibility	Risks/ assumptions	Target (CO ₂ e)
OPERATIONS	The CO ₂ e emissions related to this section are identified elsewhere (energy/buildings, vehicles/travel, procurement).	Improve the management of the Council's green spaces/parks etc.	Reduce grass cutting. Increase tree cover. Improve wildlife habitats and biodiversity.	Parks and open spaces management policies. Tree planting policy.	SMDC - Pilot changes to current practice working with Staffordshire Wildlife Trust. Integrate changes into the AES contract. Develop a Tree Strategy. (Note this strategy is also part of the Part2 Climate Change actions)	Head of Service Commissioning Head of Development Control	External support will be obtained to develop the policy and strategy. Measures such as reduced grass cutting, tree planting and biodiversity improvements contribute to reduced CO ₂ e emissions, carbon sequestration and adaptation to the impact of climate change.	To be determined following pilot work in 2021/22.
OFFSETTING	Currently offsetting is not part of the plan. The priority at this stage is to identify measures to reduce the Council's CO ₂ e emissions. Part of the Council's plan and activities in relation to the management of parks and open spaces could result in the sequestration of CO ₂ e but targets for offsetting will be addressed at a later stage.							

SMDC EMISSIONS								
	Baseline CO ₂ e (2019 unless otherwise stated):	Aim	Measures	Council Strategy/ Plan	Activity - 2021/22	Responsibility	Risks/ assumptions	Target (CO ₂ e)
ENABLING	Decisions	Ensure Climate change impact is considered as part of all Council decisions.	All Council decision reports to include a section on the climate change related impact of the decision. All managers to be trained to assess the climate change implications in their work.	Declaration of a climate emergency.	Introduce the climate change assessment reporting tool into the Modern Gov report management system. Provide specific training to managers in the use of the tool and specifically in relation to their service.	Head of Democratic Service. Head of Community and Climate Change. Head of Transformation		
	Policies	Ensure key Council strategies and policies support the Council's Commitment to Carbon zero by 2030	Integrate climate change commitments into key strategies and policies.	Declaration of a climate emergency.	Asset Management Strategy Procurement Strategy Fleet Replacement Programme	Head of Assets Head of Finance Head of Service Commissioning	There will be opportunities during the year to review other policies.	

SMDC EMISSIONS

	Baseline CO ₂ e (2019 unless otherwise stated):	Aim	Measures	Council Strategy/ Plan	Activity - 2021/22	Responsibility	Risks/ assumptions	Target (CO ₂ e)
ENABLING continued	Skills	Ensure staff have the skills required to contribute to the Council's carbon zero target.	Staff / Member induction, training & awareness	HR Strategies and Plans Communication strategy	Make carbon literacy training available to all staff and Members. Provide service specific training to staff. Provide regular updates and awareness raising through Council internal communications including team meetings	Head of Transformation Head of Community and Climate Change	Ensure the Council has sufficiently detailed data on its own CO ₂ e emissions and that of the wider district..	
	Performance Management	Ensure the Council's performance on climate change is regularly reported to Councillors.	Develop the Council's climate change data set. Integrate climate change targets into the Council's performance reporting system.		Identify areas of weakness and commission work where necessary to fill data gaps. Integrate climate change targets into the Council's performance reporting system		Head of Transformation	

BUDGETS

The Council has established an earmarked reserve to fund the initial development and delivery of its Climate Change Plan. The reserve will be added to each year depending on the Council's financial situation.

Most of the actions identified for 2021/22 will be funded from within the established Council Service budgets rather than from a specific climate change budget. The work being undertaken this year to assess Council buildings and the Council's fleet of vehicles will identify measures that will be included in the Council's Capital Investment Programme.

The specific budgets related to development of the Plan for the financial year 2021/22 are as follows:

£25,000	Climate Change Reserve Fund
£20,000	Community grants (Orchard Fund and ECO Schools)
£12,000	Fuel poverty (Beat the Cold)
£1,500	Local Authority Energy Partnership
£2,300	APSE (Energy subscription)

TACKLING GREENHOUSE GAS EMISSIONS ACROSS THE DISTRICT - TOWARDS THE CLIMATE CHANGE ACTION PLAN PART 2

Nationally the Climate Change Committee in its December 2020 report stated that local authorities are directly responsible for between 2- 5% of their local area's emissions.

However, local authorities have many levers that can be used to deliver wider local action to reduce emissions and prepare local areas for a changing climate (in our case "local authorities" means the District and County Council together). Key powers and duties are

- An overarching role to support the economic, health and social wellbeing of communities
- Planning powers over buildings and transport
- Enforcement of building regulations
- Powers to ensure buildings meet basic energy efficiency standards
- Duties to prevent homelessness and prevent hazards in housing

- Duties to manage risk including climate risks such as flooding
- Duties and powers to protect the environment, wildlife and heritage
- Duties to collect and dispose of waste
- Borrowing and investment powers

The Council's Climate Change Sub Committee has been working through the wider issue of greenhouse gas emissions from the District, considering greenhouse gas emissions from travel and transport, housing, industry, agriculture, land use and biodiversity, waste, and energy production.

They have received evidence from many outside agencies and experts and considered suggested actions which could reduce emissions.



The important role played by community and voluntary organisations has been highlighted and the Sub Committee has been looking at what the Council may be able to do to assist, control or influence greenhouse gas emissions locally, as well as what is needed from Government and other agencies.

It is only through the joint efforts of many agencies, businesses and local voluntary organisations working together that greenhouse gas emissions from the District can be reduced to Net Zero.

The Council has a part to play but it does not, on its own, have the power to make these things happen. The Council will be drawing together the results of the Sub Committee's work, together with the results of public consultation into Part 2 of the Climate Change Plan to be published in the autumn of 2021.

The Council has already identified a number of actions that it expects to take that will feature in part 2 of the Plan, actions which

will assist the other agencies, businesses and individual households to reduce their greenhouse gas emissions. This includes

- Funding work by the Staffordshire Wildlife Trust to assist the Council to develop its Green Infrastructure Delivery Plan
- Establishing two community budgets – the Community Orchards Fund and the Community Climate Change Grants Fund.
- Work on a new Car Parking Strategy – which will include options in relation to the installation of Electric Vehicle charging points on Council owned car parks.
- The Council has commissioned work by Anthesis to produce data on the District's greenhouse gas emissions and to model the pathways to reduce these emissions locally in line with the UK's current commitments to net zero.

