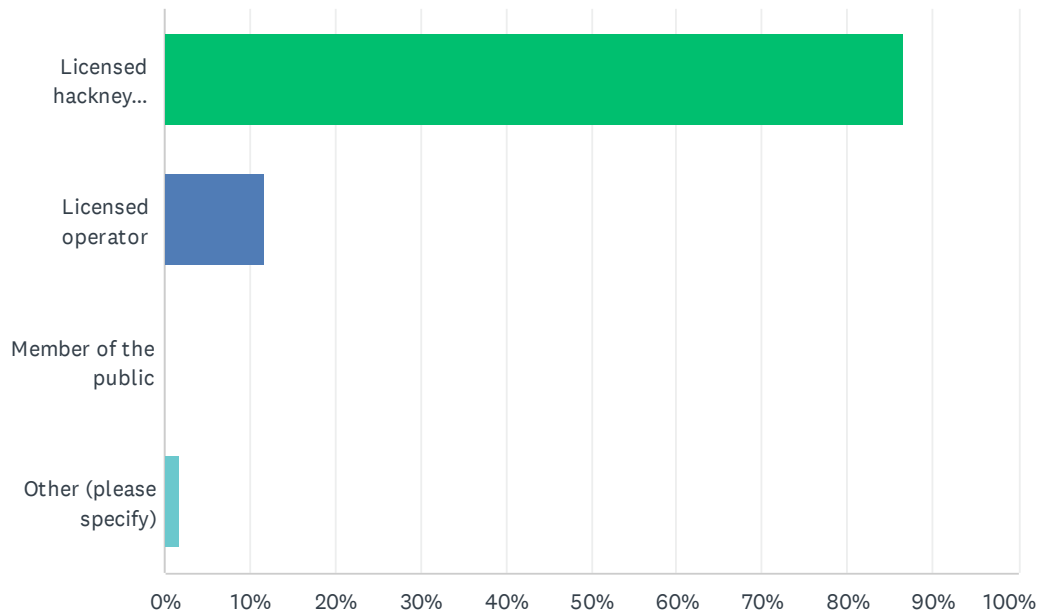


## Q1 Are you responding as:

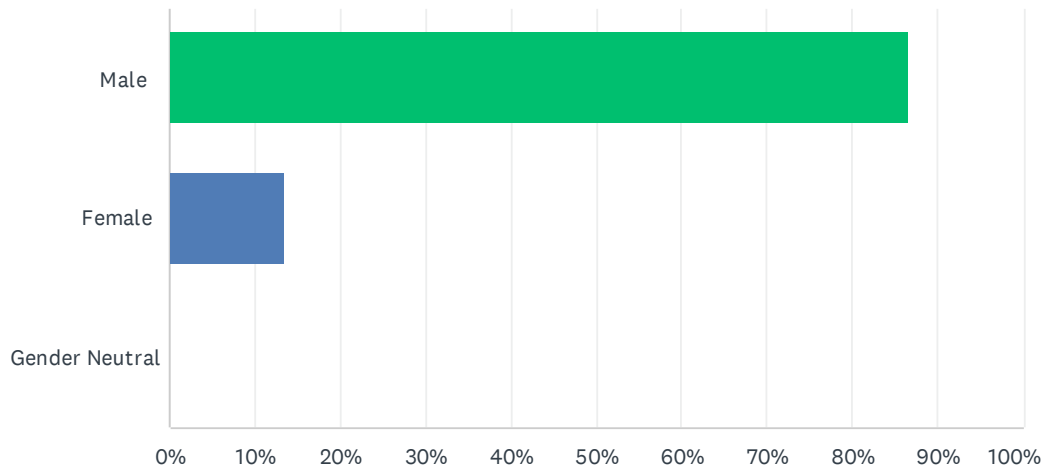
Answered: 119 Skipped: 1



ANSWER CHOICES	RESPONSES	
Licensed hackney carriage/Private Hire driver	86.55%	103
Licensed operator	11.76%	14
Member of the public	0.00%	0
Other (please specify)	1.68%	2
<b>TOTAL</b>		<b>119</b>

## Q2 Are you:

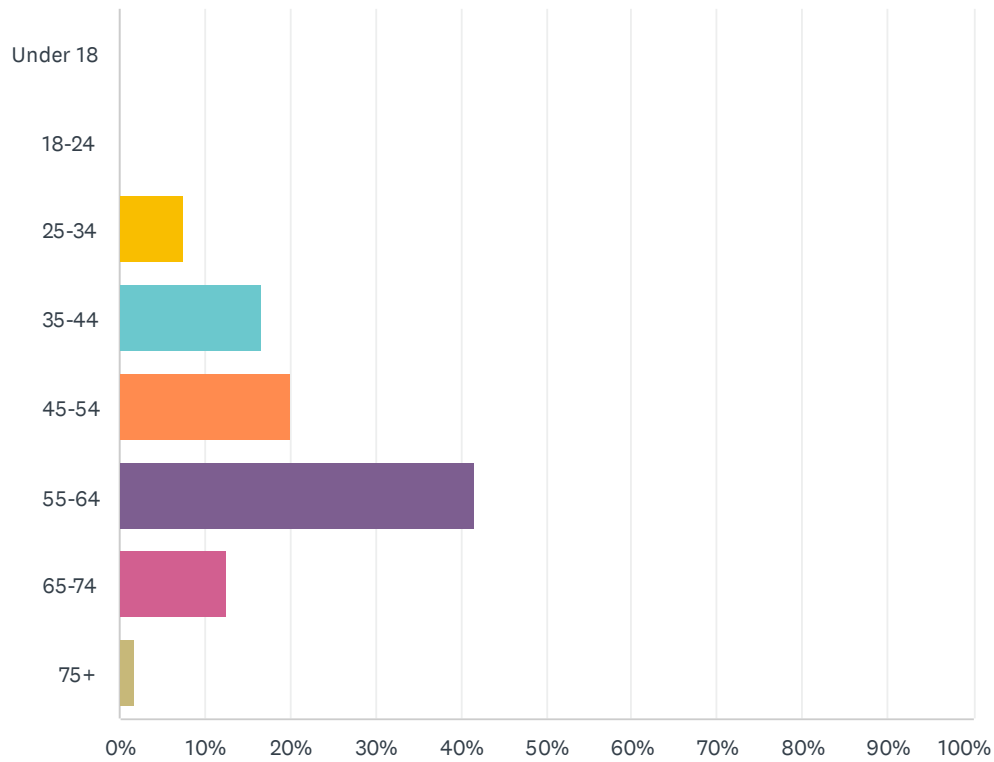
Answered: 120 Skipped: 0



ANSWER CHOICES	RESPONSES
Male	86.67% 104
Female	13.33% 16
Gender Neutral	0.00% 0
<b>TOTAL</b>	<b>120</b>

### Q3 What is your age?

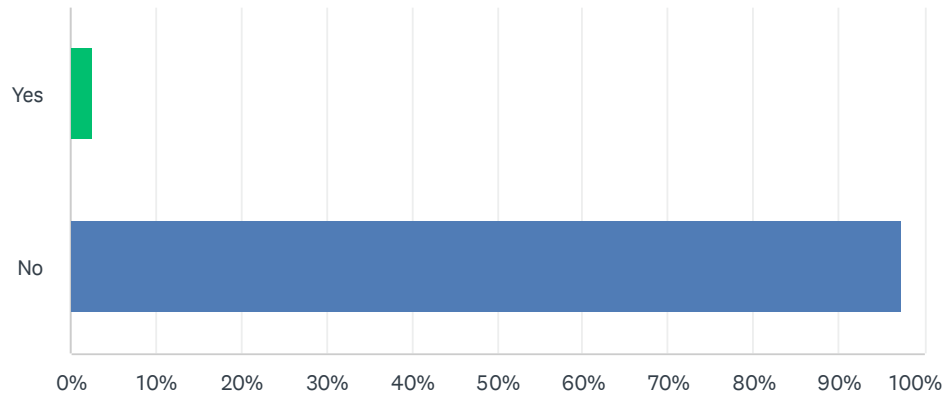
Answered: 120 Skipped: 0



ANSWER CHOICES	RESPONSES	
Under 18	0.00%	0
18-24	0.00%	0
25-34	7.50%	9
35-44	16.67%	20
45-54	20.00%	24
55-64	41.67%	50
65-74	12.50%	15
75+	1.67%	2
<b>TOTAL</b>		<b>120</b>

Q4 Do you consider yourself to be a disabled person? (This may include any long-standing illness, disability or infirmity which has a substantial effect on your day to day life. Longstanding means it has lasted, or is likely to last, for over a year.)

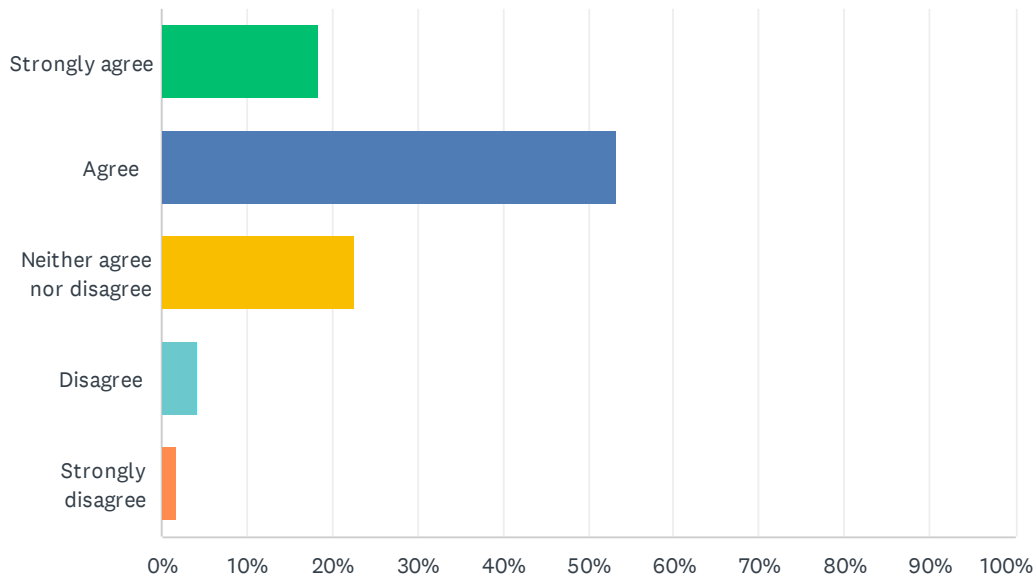
Answered: 120 Skipped: 0



ANSWER CHOICES	RESPONSES
Yes	2.50% 3
No	97.50% 117
TOTAL	120

## Q5 Do you agree or disagree that the policy is easy to understand?

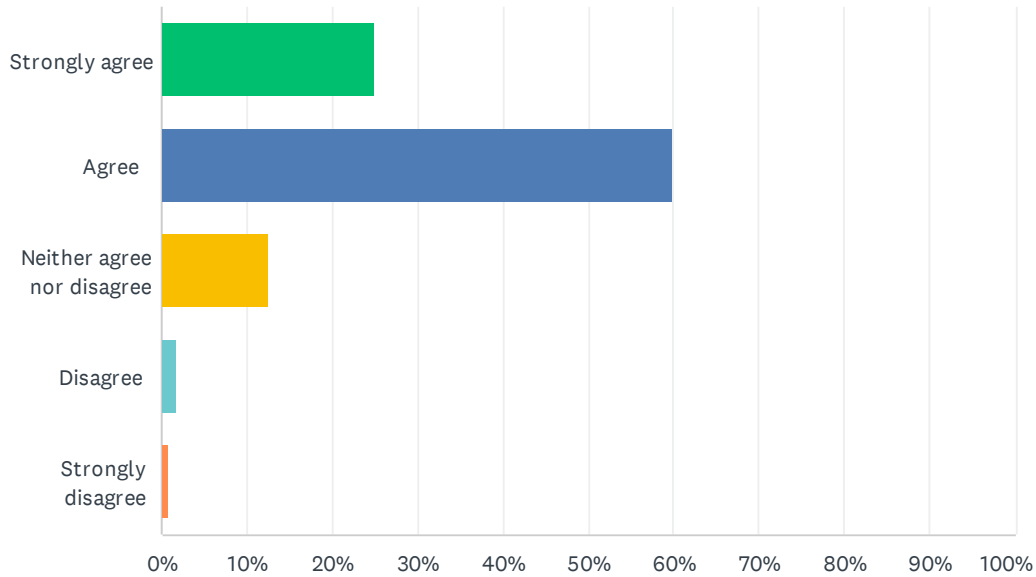
Answered: 120 Skipped: 0



ANSWER CHOICES	RESPONSES	
Strongly agree	18.33%	22
Agree	53.33%	64
Neither agree nor disagree	22.50%	27
Disagree	4.17%	5
Strongly disagree	1.67%	2
<b>TOTAL</b>		<b>120</b>

## Q6 Do you agree or disagree that the policy provides enough protection for children and vulnerable adults?

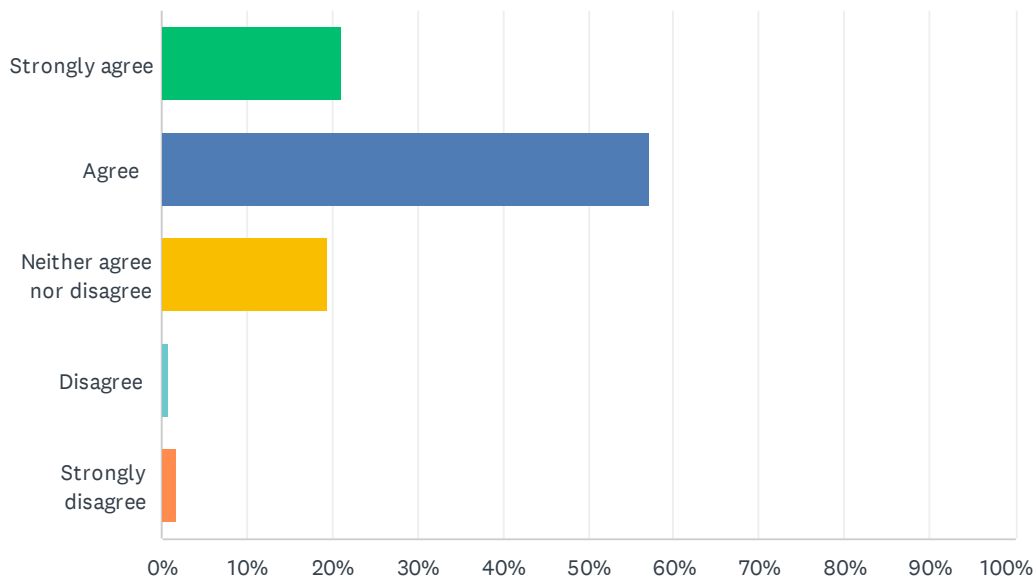
Answered: 120 Skipped: 0



ANSWER CHOICES	RESPONSES	
Strongly agree	25.00%	30
Agree	60.00%	72
Neither agree nor disagree	12.50%	15
Disagree	1.67%	2
Strongly disagree	0.83%	1
<b>TOTAL</b>		<b>120</b>

## Q7 Do you agree or disagree that the policy includes everything you think should be in such a policy?

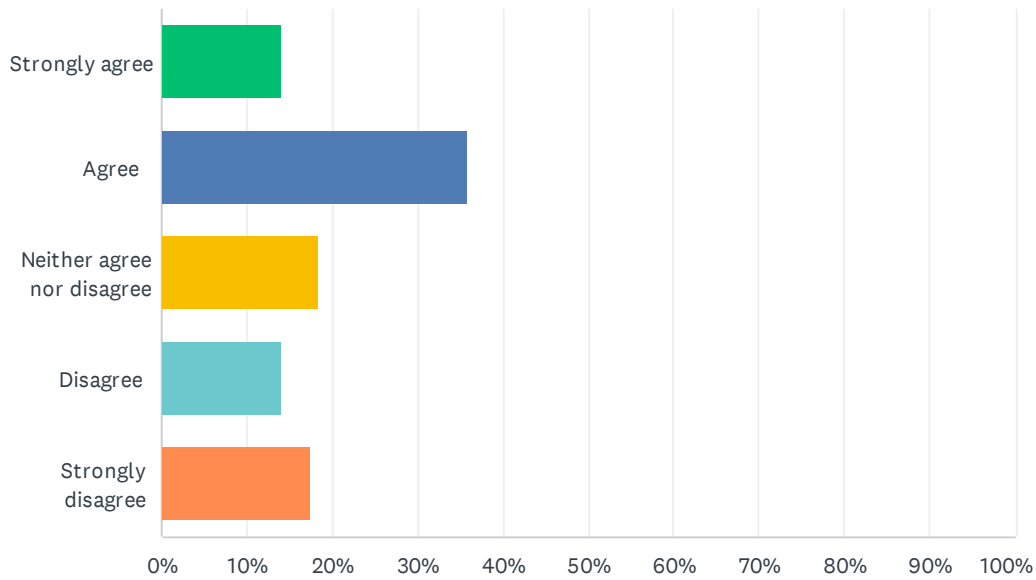
Answered: 119 Skipped: 1



ANSWER CHOICES	RESPONSES	
Strongly agree	21.01%	25
Agree	57.14%	68
Neither agree nor disagree	19.33%	23
Disagree	0.84%	1
Strongly disagree	1.68%	2
<b>TOTAL</b>		<b>119</b>

## Q8 Do you agree or disagree with the proposals on vehicle emissions?

Answered: 120 Skipped: 0

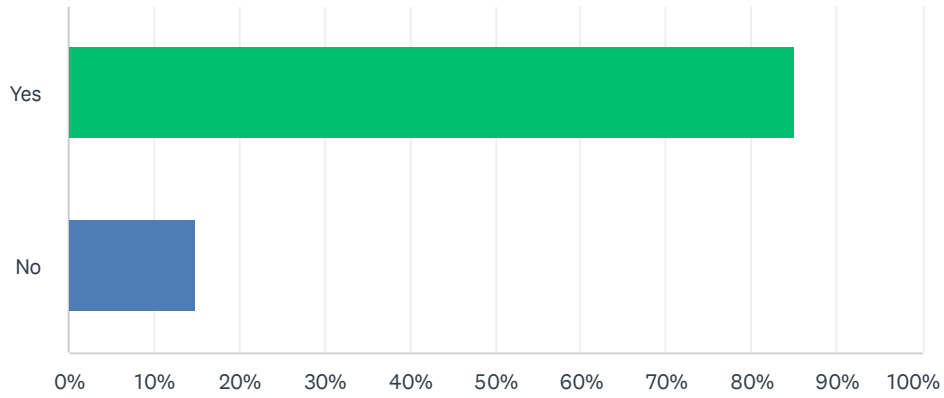


ANSWER CHOICES	RESPONSES	
Strongly agree	14.17%	17
Agree	35.83%	43
Neither agree nor disagree	18.33%	22
Disagree	14.17%	17
Strongly disagree	17.50%	21
<b>TOTAL</b>		<b>120</b>



## Q9 As a driver are you concerned about the financial burden to meet the new Emission Standards?

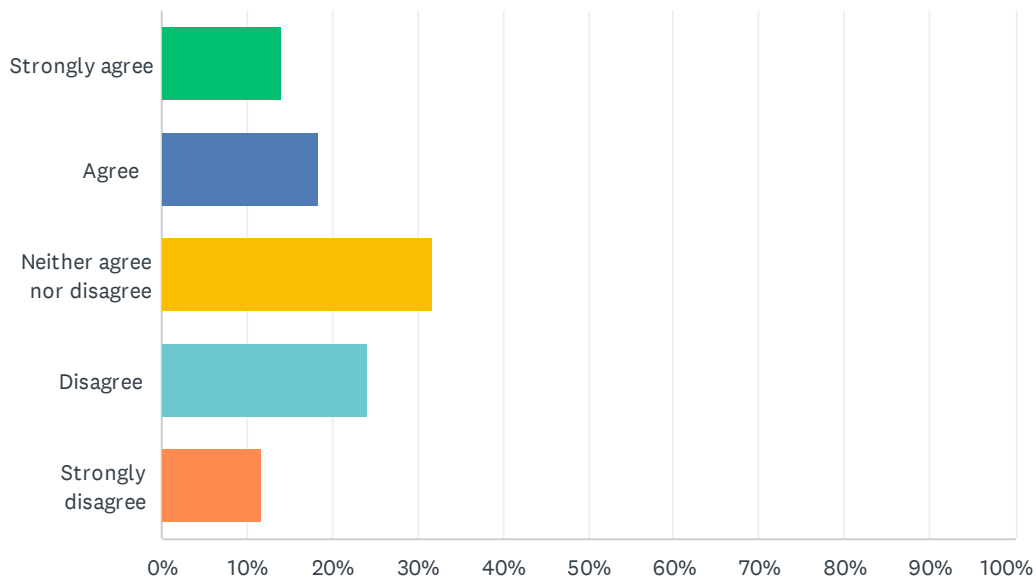
Answered: 120 Skipped: 0



ANSWER CHOICES	RESPONSES	
Yes	85.00%	102
No	15.00%	18
TOTAL		120

### Q10 Do you agree or disagree that all taxis and private hire vehicles should have internal CCTV?

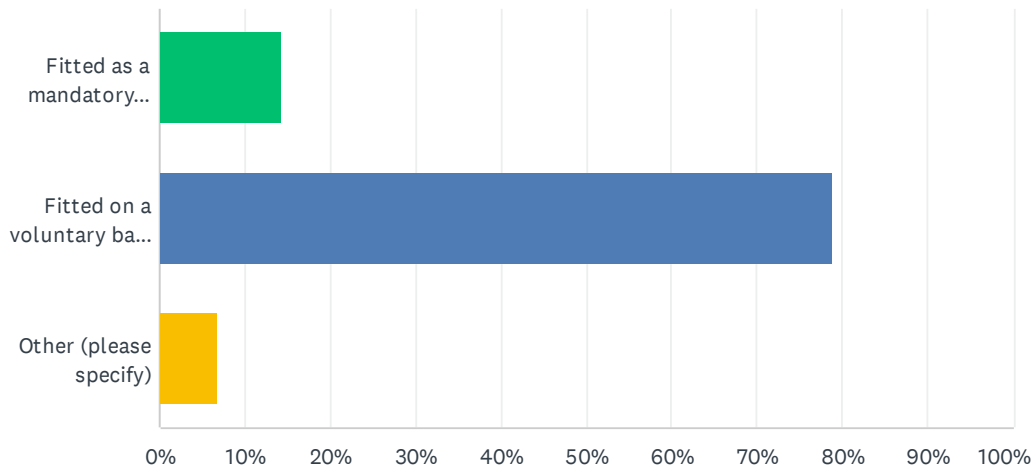
Answered: 120 Skipped: 0



ANSWER CHOICES	RESPONSES	
Strongly agree	14.17%	17
Agree	18.33%	22
Neither agree nor disagree	31.67%	38
Disagree	24.17%	29
Strongly disagree	11.67%	14
<b>TOTAL</b>		<b>120</b>

### Q11 Do you think they should be:

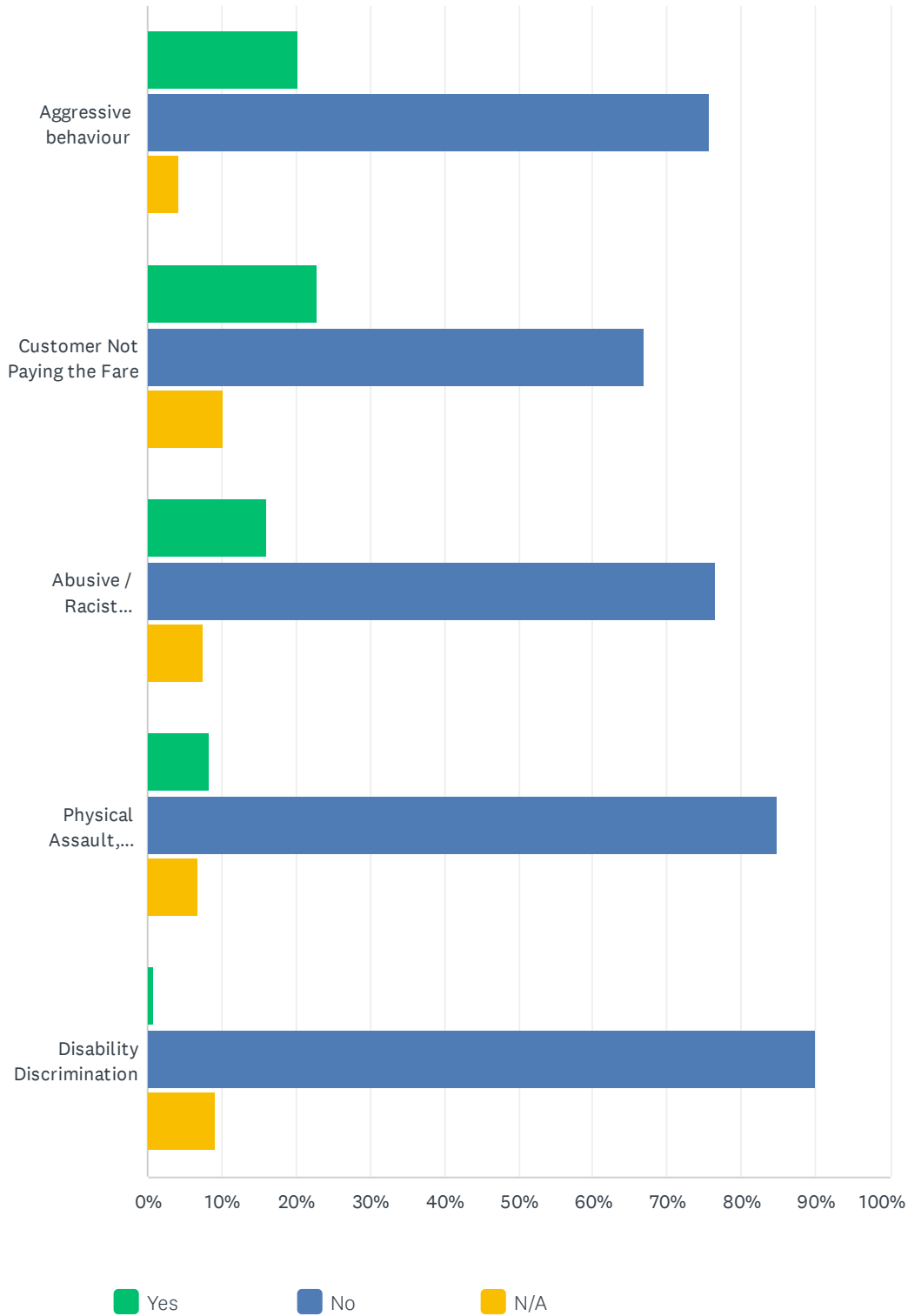
Answered: 119 Skipped: 1



ANSWER CHOICES	RESPONSES	
Fitted as a mandatory Policy requirement	14.29%	17
Fitted on a voluntary basis at the discretion of the driver	78.99%	94
Other (please specify)	6.72%	8
<b>TOTAL</b>		<b>119</b>

### Q12 As a driver of a private hire or hackney carriage taxi have you ever suffered any of the below in the last 3 years?

Answered: 119 Skipped: 1



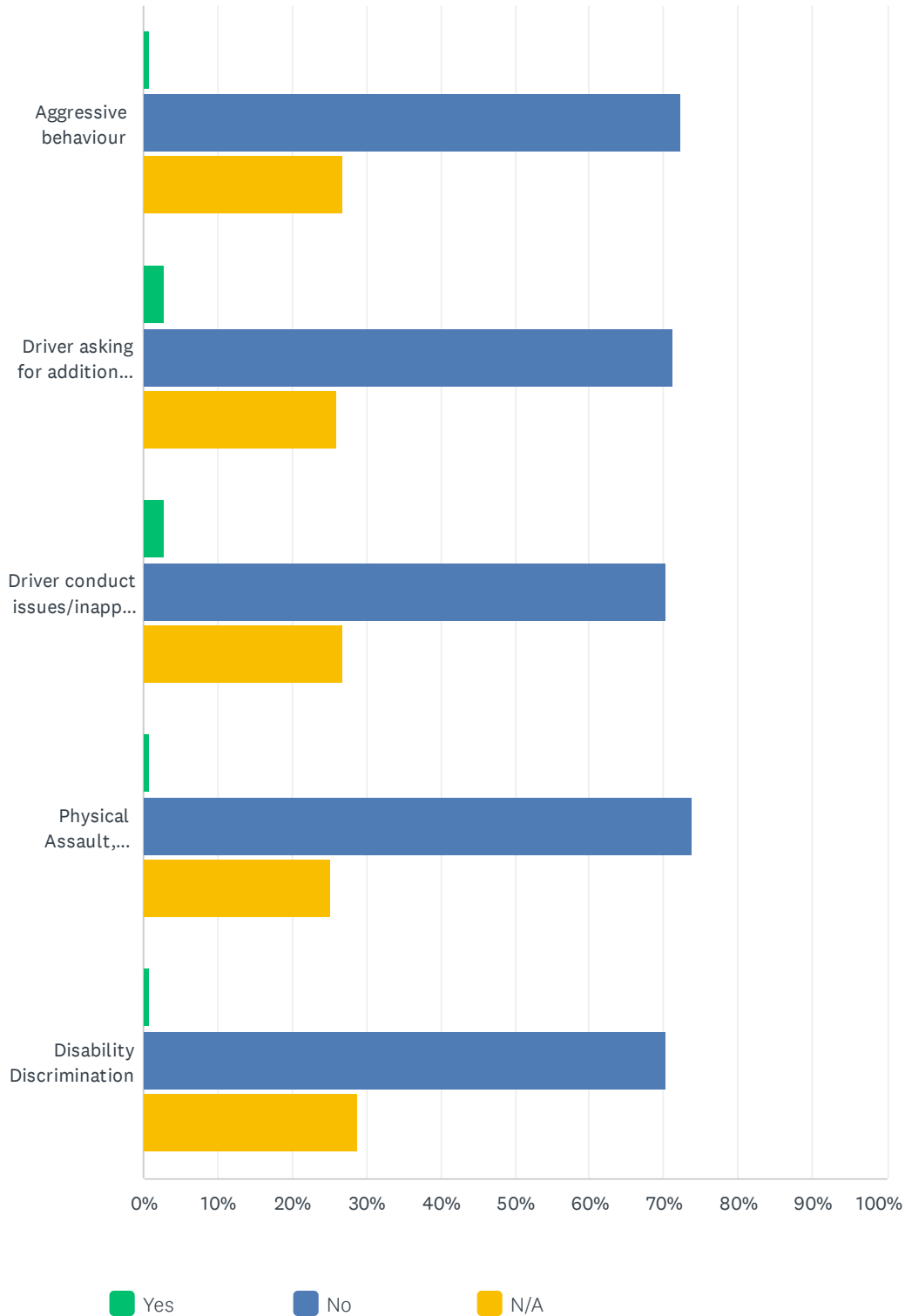
	YES	NO	N/A	TOTAL	WEIGHTED AVERAGE
Aggressive behaviour	20.17% 24	75.63% 90	4.20% 5	119	1.79
Customer Not Paying the Fare	22.88% 27	66.95% 79	10.17% 12	118	1.75
Abusive / Racist customers	15.97% 19	76.47% 91	7.56% 9	119	1.83
Physical Assault, Threatening Behaviour	8.40% 10	84.87% 101	6.72% 8	119	1.91
Disability Discrimination	0.84% 1	89.92% 107	9.24% 11	119	1.99

**Q13** If you answered yes to any of the above please tell us how many times you have experienced each one here.

Answered: 28 Skipped: 92

### Q14 As a member of the public/Customer using a private hire or hackney carriage taxi have you ever suffered any of the below in the last 3 years?

Answered: 108 Skipped: 12

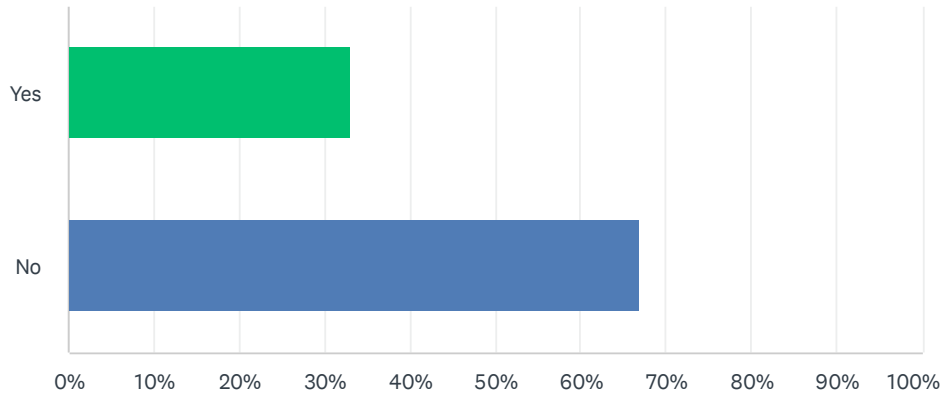


	YES	NO	N/A	TOTAL	WEIGHTED AVERAGE
Aggressive behaviour	0.93% 1	72.22% 78	26.85% 29	108	1.99
Driver asking for additional payment	2.78% 3	71.30% 77	25.93% 28	108	1.96
Driver conduct issues/inappropriate conversations	2.78% 3	70.37% 76	26.85% 29	108	1.96
Physical Assault, Threatening Behaviour	0.93% 1	73.83% 79	25.23% 27	107	1.99
Disability Discrimination	0.93% 1	70.37% 76	28.70% 31	108	1.99



### Q15 Do you feel that CCTV within the vehicle would have assisted or prevented any of the above?

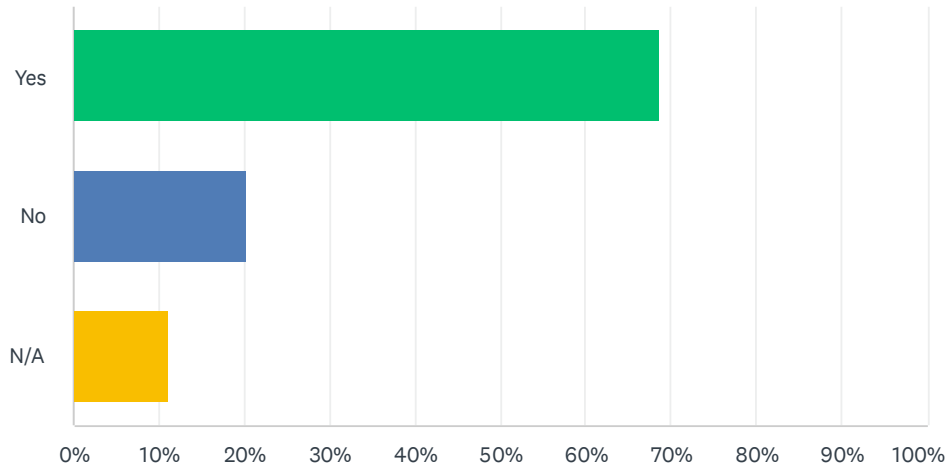
Answered: 97 Skipped: 23



ANSWER CHOICES	RESPONSES	
Yes	32.99%	32
No	67.01%	65
TOTAL		97

## Q16 As a driver are you concerned about the financial burden from installing a CCTV system within your vehicle?

Answered: 118 Skipped: 2



ANSWER CHOICES	RESPONSES	
Yes	68.64%	81
No	20.34%	24
N/A	11.02%	13
<b>TOTAL</b>		<b>118</b>

**Q17 Do you have any other suggestions or comments to make on matters that should be considered for inclusion in the revised Taxi Licensing Policy?**

Answered: 34 Skipped: 86